Multiple District 300B

As of October 2026 Cumulative

Year	New Clubs	Dropped Clubs	Gain/ Loss Clubs	New Members	Charter Members	Reinstate Members	Transfer Members	Total Member Added	Total Members Dropped	Gain/ Loss Members
2022-2023	3	0	3	1,944	121	136	64	2,265	2,063	202
2023-2024	20	7	13	1,707	661	188	91	2,647	3,499	-852
2024-2025	12	8	4	1,896	429	144	81	2,550	2,251	299
2025-2026	11	7	4	1,810	370	133	94	2,407	2,311	96
2026-2027	3	3	0	1,387	97	60	45	1,589	150	1,439
Average	**10**	**5**	**5**	**1,749**	**336**	**132**	**75**	**2,292**	**2,055**	**237**

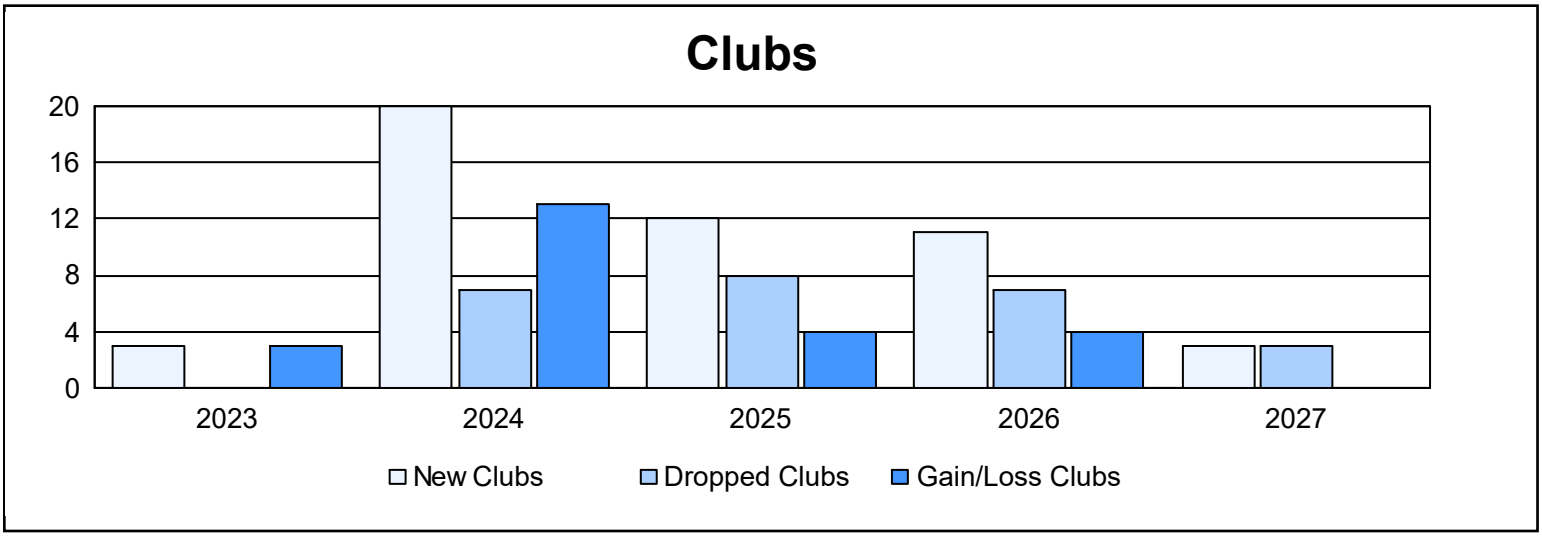

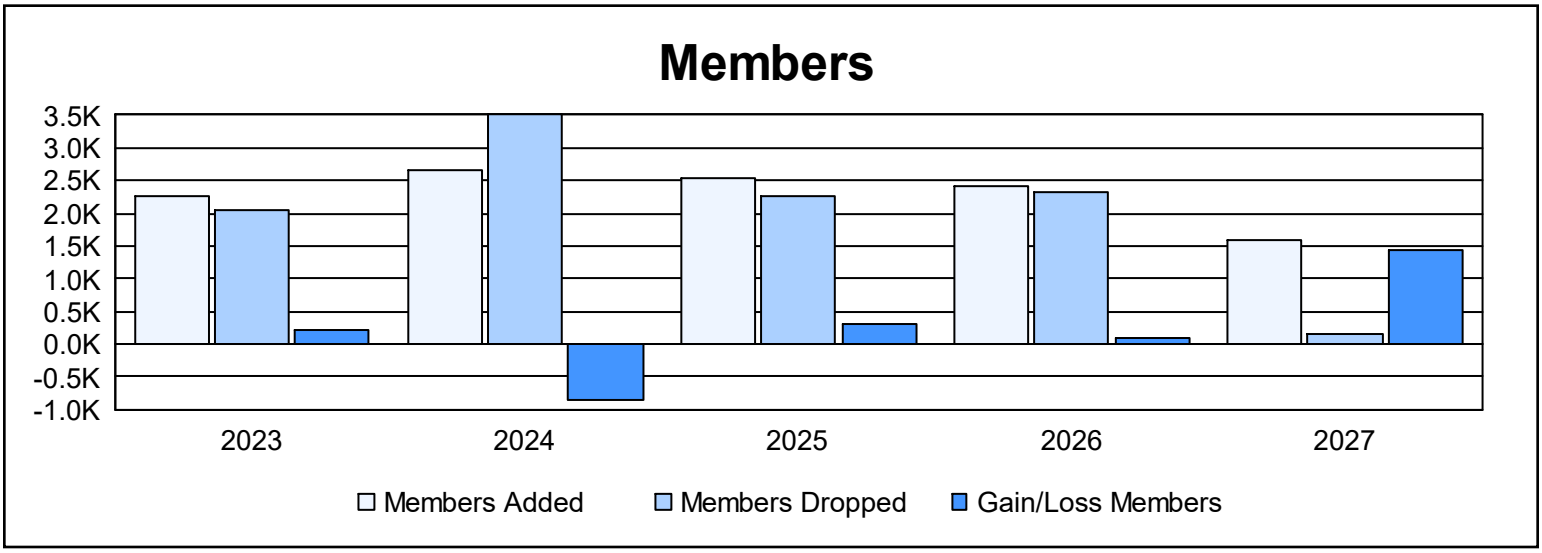

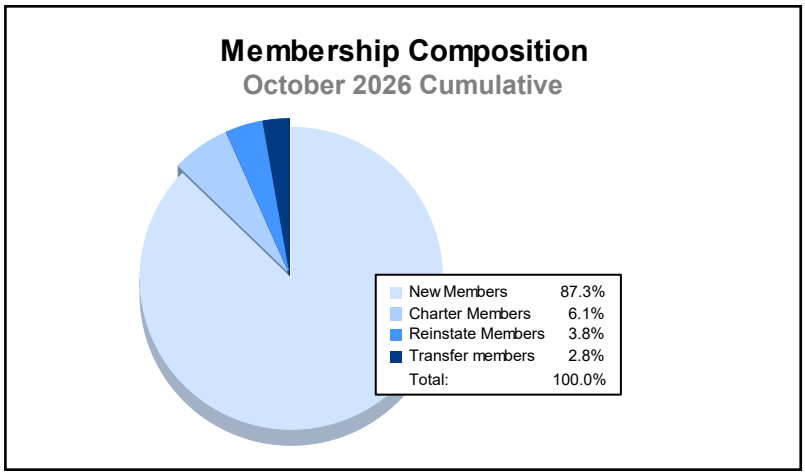
Membership Composition
October 2026 Cumulative
New Members 87.3%
Charter Members 6.1%
Reinstate Members 3.8%
Transfer members 2.8%
Total: 100.0%

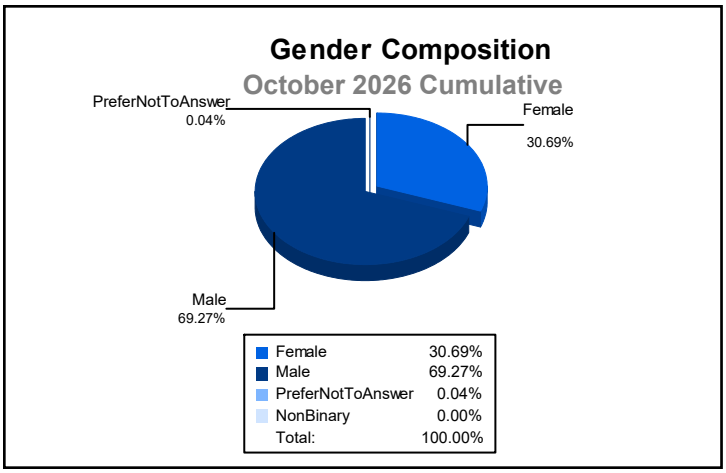
Gender Composition
October 2026 Cumulative
PreferNotToAnswer
0.04%
Female
30.69%
Male
69.27%
Female 30.69%
Male 69.27%
PreferNotToAnswer 0.04%
NonBinary 0.00%
Total: 100.00%